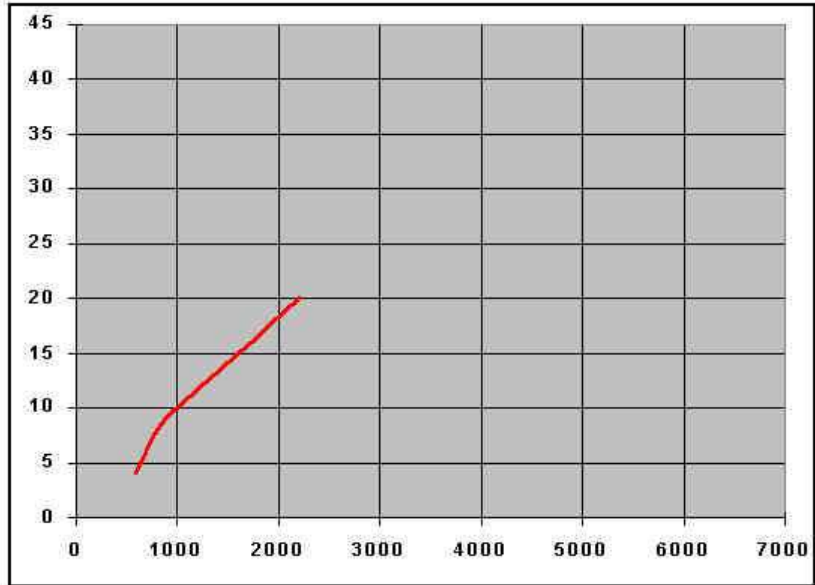


### Distributor Curves

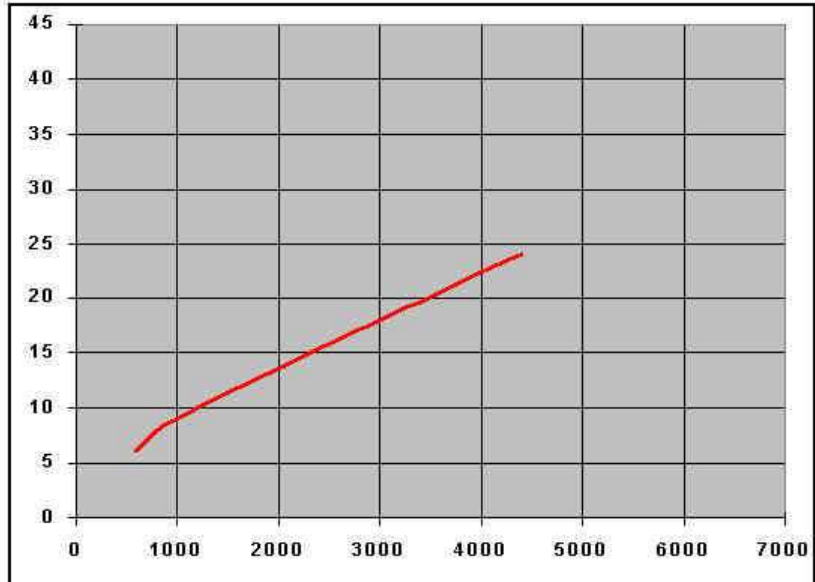
**Engine - 18G, GA, GB, GD, GG**  
**High Compression**  
**Distributor - 25D4 40897**

	Degrees	RPM
Dwell	60+-3	
Static	10	
Strobe	14	600
Centrifugal	4	600
	6	700
	9	900
	15	1600
	20	2200
Max Vacuum	20+-2	



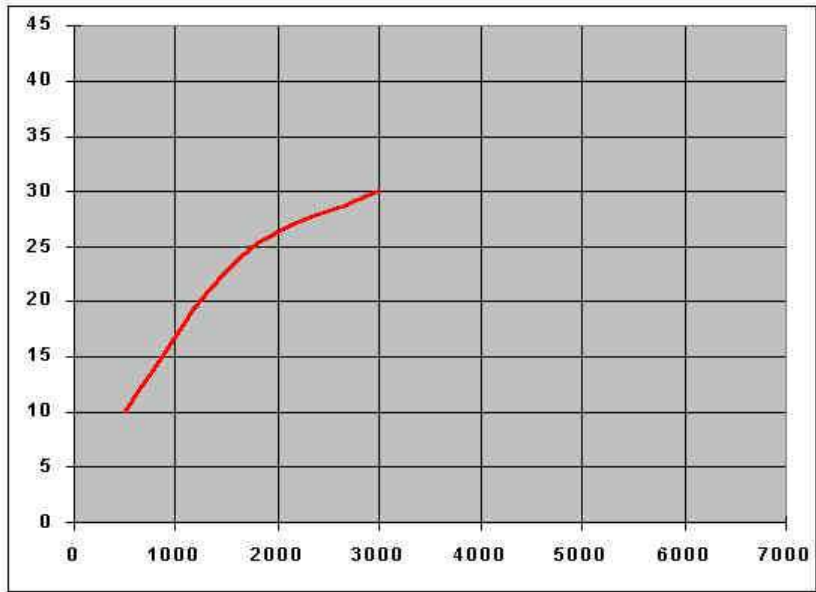
**Engine - 18G, GA, GB, GD, GG**  
**Low Compression**  
**Distributor - 25D4 40916**

	Degrees	RPM
Dwell	60+-3	
Static	8	
Strobe	12	600
Centrifugal	6	600
	8	800
	9	1000
	18	3000
	24	4400
Max Vacuum	16+-2	



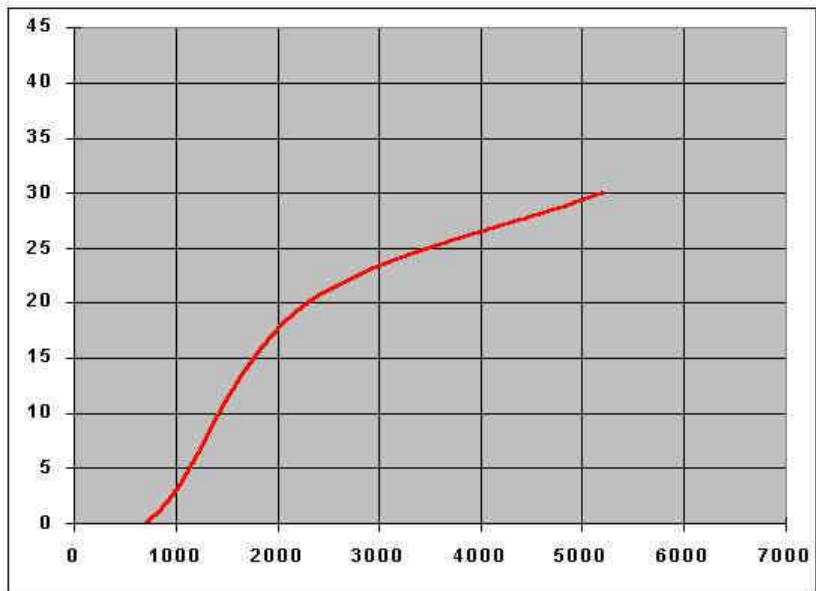
**Engine - 18GF, GH, GJ, GK  
North America  
High Compression  
Distributor - 25D4  
40897 or 41155  
to 1971**

	Degrees	RPM
Dwell	60+-3	
Static	10	
Strobe	20	1000
Centrifugal	10	500
	24	1625
	30	3000
Max Vacuum	20+-2	



**Engine - 18GH  
USA & Canada 1969  
High Compression  
Distributor - 25D4 41264**

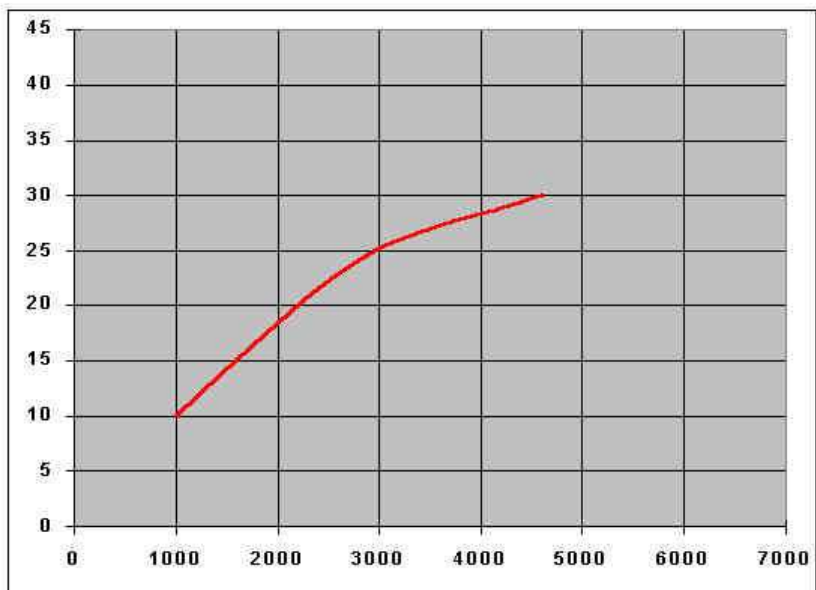
	Degrees	RPM
Dwell	60+-3	
Static	n/a	
Strobe	20	1000
Centrifugal	0	700
	3	1000
	20	2300
	30	5200
Vacuum - ported	Starts 5 Max 11 16 degrees	



© Copyright 1999 to 2018 I.T. Answers.

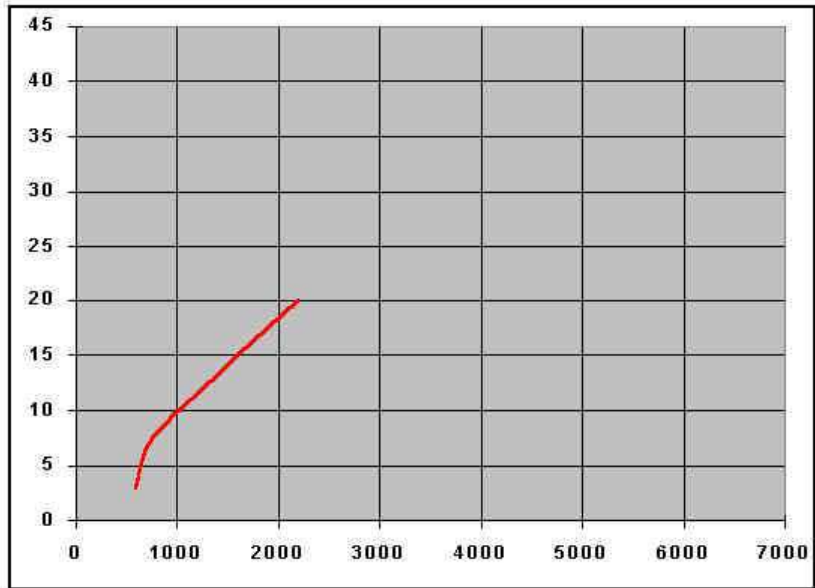
**Engine - 18GF, GH, GJ, GK  
North America  
High Compression  
Distributor - 25D4  
41339  
1971**

	Degrees	RPM
Dwell	60+-3	
Static	10	
Strobe	15	1500
Centrifugal	10	1000
	24	2800
	30	4600
Max Vacuum	10+-2	



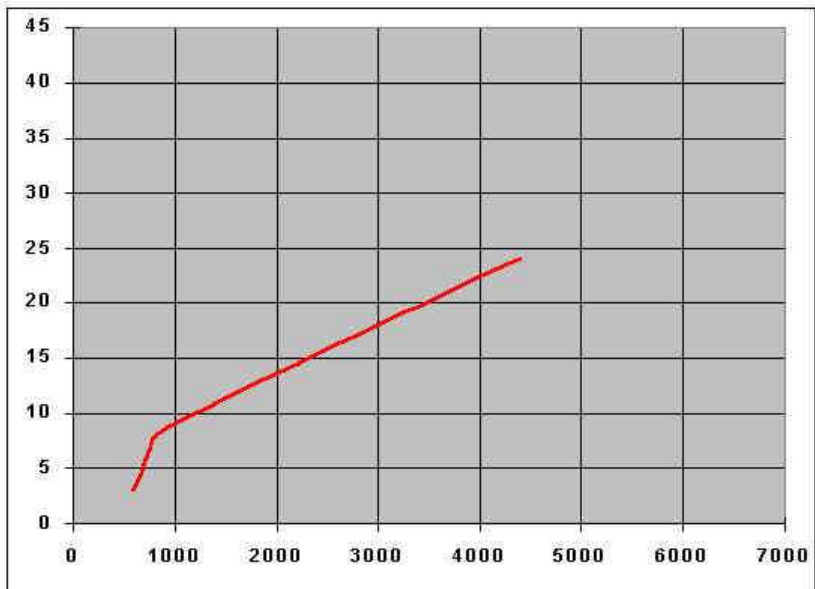
**Engine - 18V 581, 582, 583  
High Compression  
Distributor - 25D4 41288**

	Degrees	RPM
Dwell	60+-3	
Static	10	
Strobe	13	600
Centrifugal	3	600
	6.5	700
	9	900
	15	1600
	20	2200
Max Vacuum	20+-2	



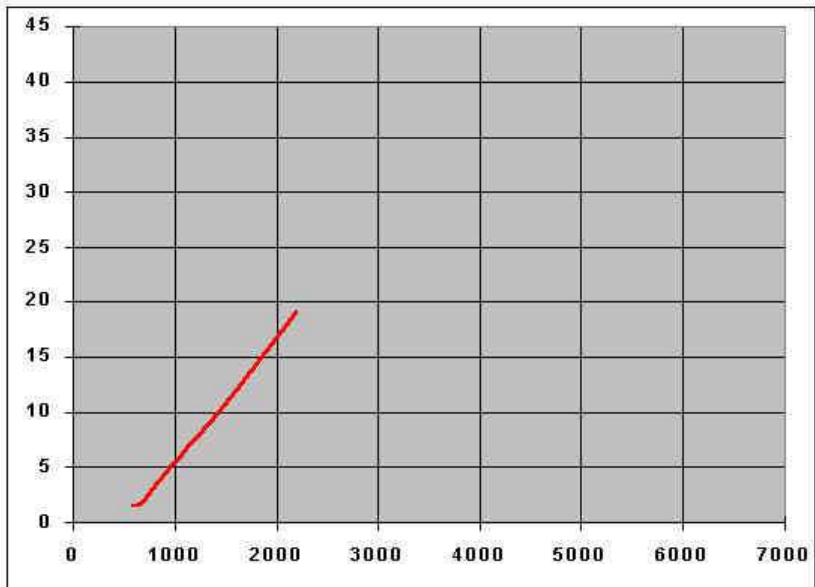
**Engine - 18V 581, 582, 583  
Low Compression  
Distributor - 25D4 41290**

	Degrees	RPM
Dwell	60+-3	
Static	10	
Strobe	13	600
Centrifugal	3	600
	8	800
	9	1000
	18	3000
	24	4400
Max Vacuum	not given	



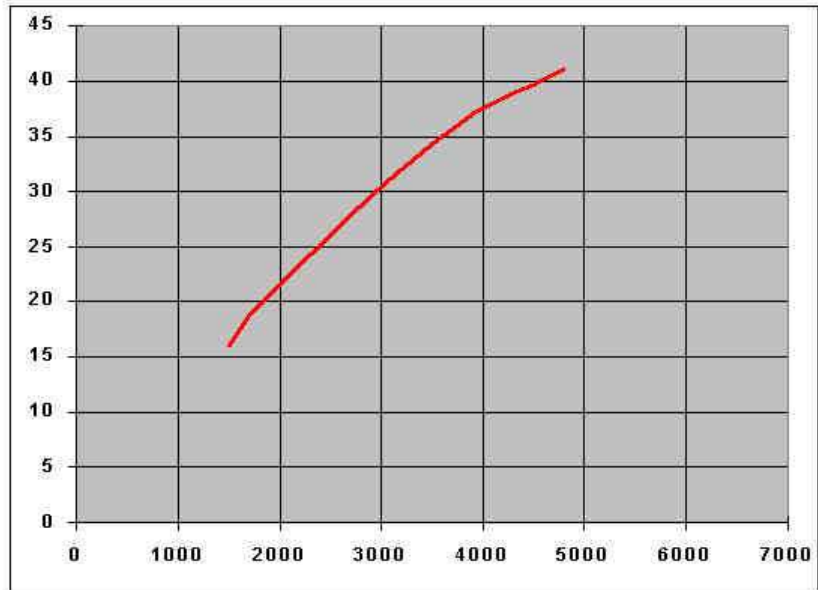
**Engine - 18V  
High Compression  
Distributor - 25D4 41032**

	Degrees	RPM
Dwell	60+-3	
Static	5	
Strobe	15	1000
Centrifugal	1.5	600
	2	700
	4.5	900
	12	1600
	19	2200
Max Vacuum	14+-2	



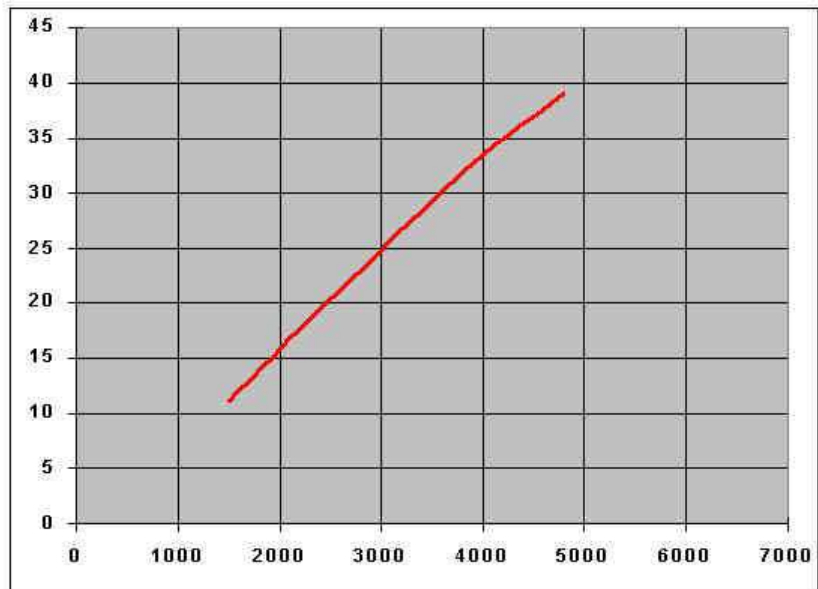
**Engine - 18V 584, 585  
North America 1972  
Low Compression  
Distributor - 25D4 41370**

	Degrees	RPM
Dwell	60+-3	
Static	10	
Strobe	16	1500
Centrifugal	20	1850
	35	3600
	41	4800
Max Vacuum	6+-2	



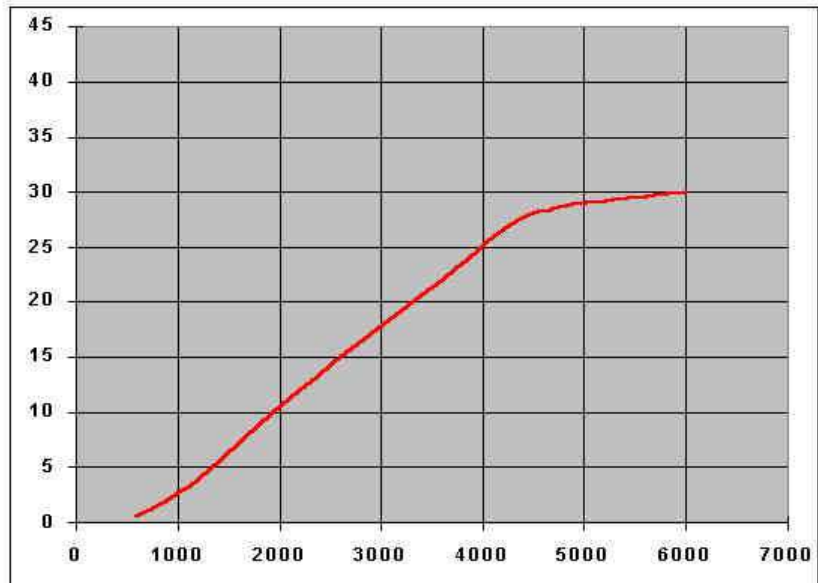
**Engine - 18V 672, 673  
North America 1973  
Low Compression  
Distributor - 25D4 41491**

	Degrees	RPM
Dwell	60+-3	
Static	6	
Strobe	11	1500
Centrifugal	16	2025
	32	3825
	39	4800
Max Vacuum	10+-2	



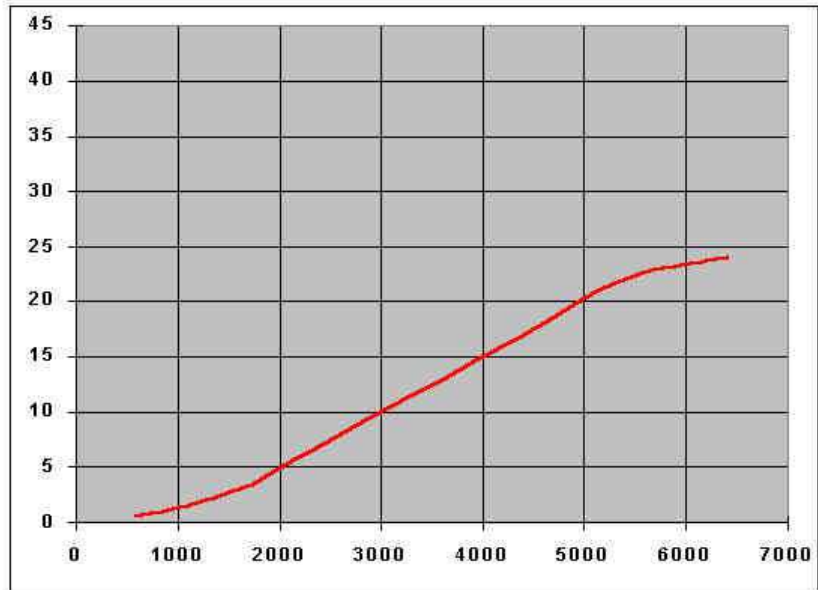
**Engine - 18V 779, 780  
High Compression  
Distributor - 25D4 41234 or  
41391**

	Degrees	RPM
Dwell	60+-3	
Static	6	
Strobe	11	1000
Centrifugal	0.5	600
	4	1200
	12	2200
	22	3600
	28	4500
	30	6000
Max Vacuum	16+-2	



**Engine - 18V 846, 847**  
**High Compression**  
**Distributor - 45D4 41610**

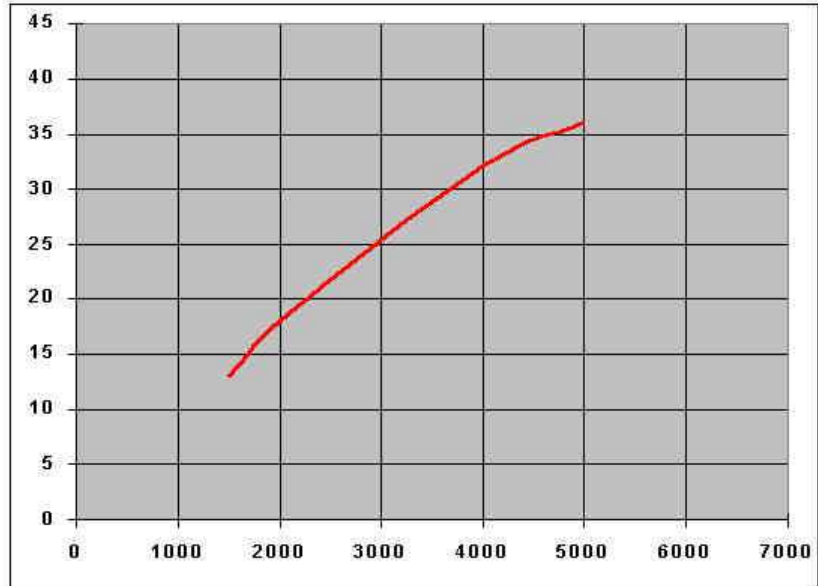
	Degrees	RPM
Dwell	51+-5	
Static	7	
Strobe	10	1000
Centrifugal	0.5	600
	3	1600
	8	2600
	12	3400
	17	4400
	22	5400
	24	6400
Max Vacuum	24+-2	



© Copyright 1999 to 2018 LT America

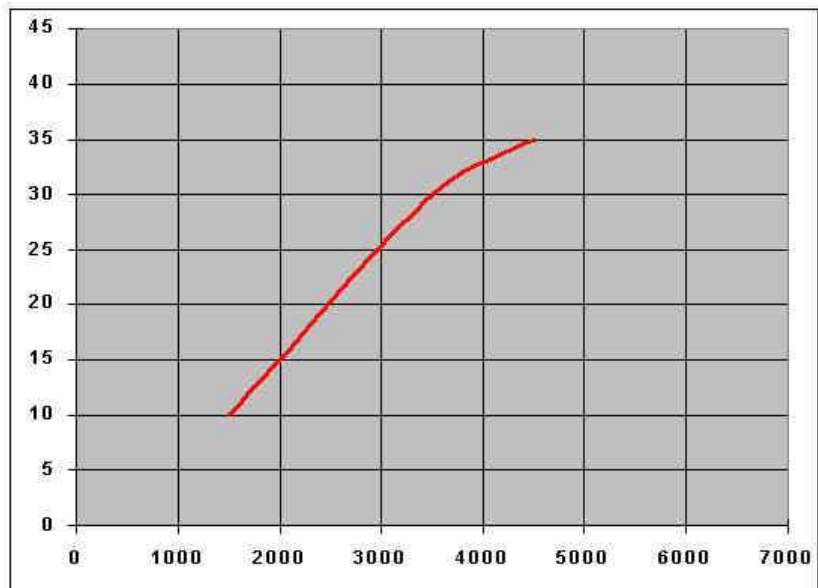
**Engine - 18V 836/837**  
**USA & Canada 74 1/2**  
**18V 797/798**  
**USA 74-75, Canada 74-76**  
**Low Compression**  
**Distributor - 45D4 41599**

	Degrees	RPM
Dwell	51+-5	
Static	7	
Strobe	13	1500
Centrifugal	18	2000
	32	4000
	36	5000
Max Vacuum		



**Engine - 18V 801, 802**  
**USA including California**  
**Distributor - 45DE4 41600**

	Degrees	RPM
Dwell	51+-5	
Static	7	
Strobe	10	1500
Centrifugal (decelerating)	35	4500
	30	3500
	15	2000
Max Vacuum	No vacuum advance	

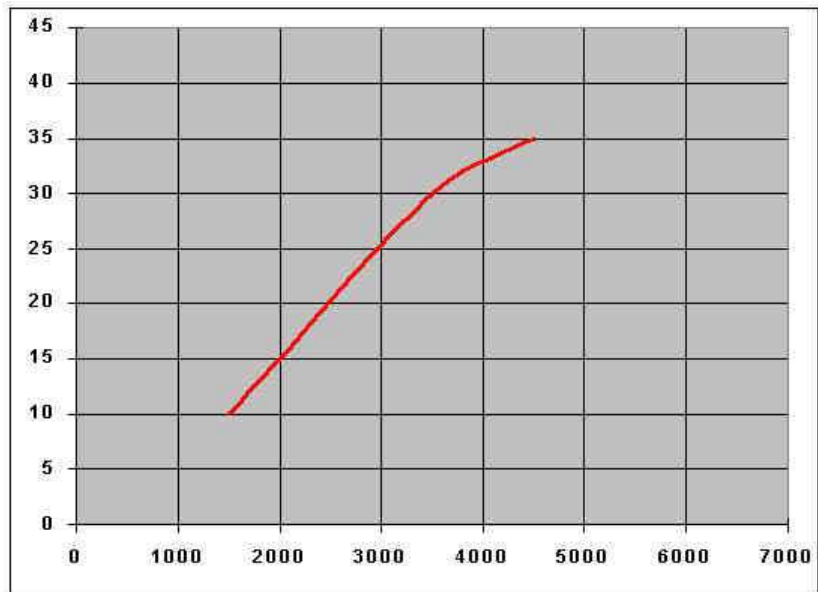


Advance check -  
 19 degrees @ 2000 rpm

**Engine - 18V 883, 884  
USA ( except California)  
Distributor - 45DE4 41693**

	Degrees	RPM
Dwell	51+-5	
Static	7	
Strobe	10	1500
Centrifugal (decelerating)	35	4500
	30	3500
	15	2000
Max Vacuum	24+-2	

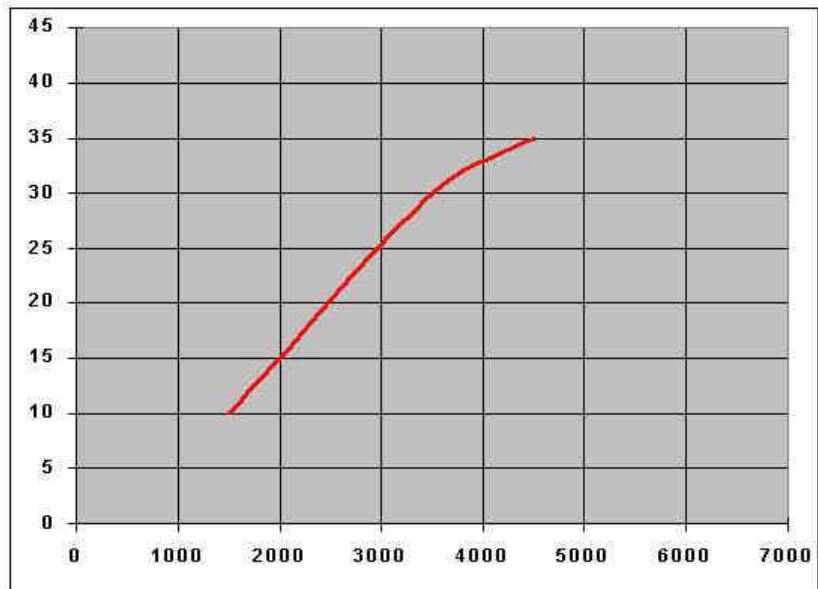
**Advance check -  
19 degrees @ 2000 rpm,  
vac disconnected**



**Engine - 18V 890, 891  
California  
Distributor - 45DE4 41695**

	Degrees	RPM
Dwell	51+-5	
Static	7	
Strobe	10	1500
Centrifugal (decelerating)	35	4500
	30	3500
	15	2000
Max Vacuum	14+-2	

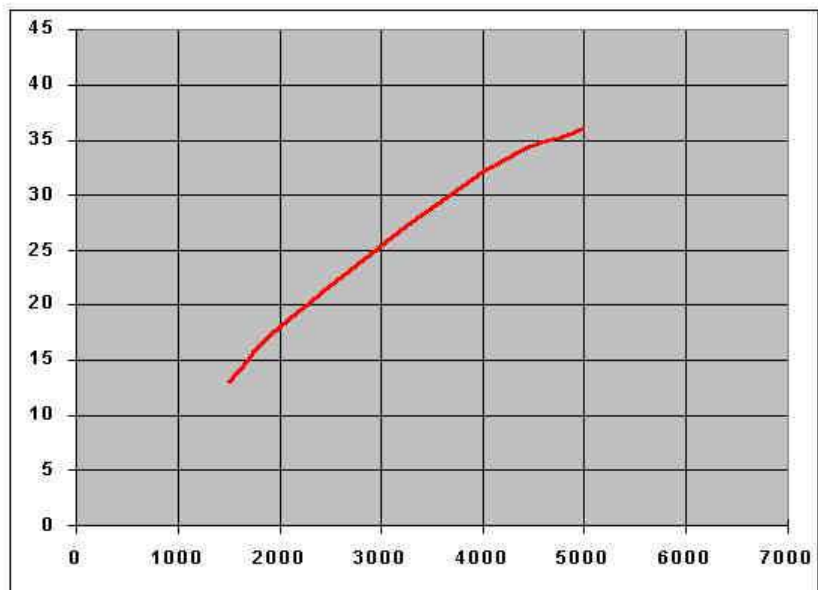
**Advance check -  
19 degrees @ 2000 rpm,  
vac disconnected**



**Engine - 18V 892, 893  
Canadian  
Distributor - 45D4 41692**

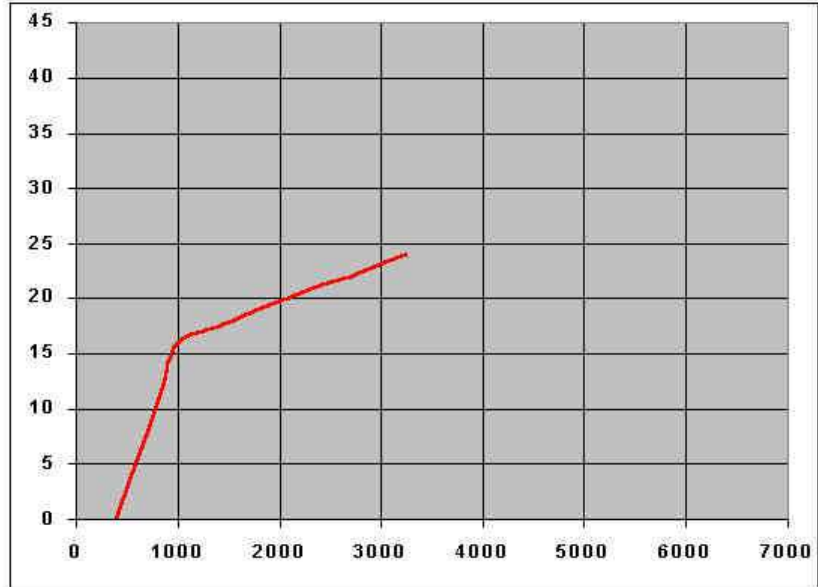
	Degrees	RPM
Dwell	51+-5	
Static	7	
Strobe	13	1500
Centrifugal (decelerating)	36	5000
	32	4000
	18	2000
Max Vacuum	24+-2	

**Advance check -  
22 degrees @ 2000 rpm,  
vac disconnected**



**Special Tuning  
Stage 3/4 1967 on  
Distributor 25D4 40943**

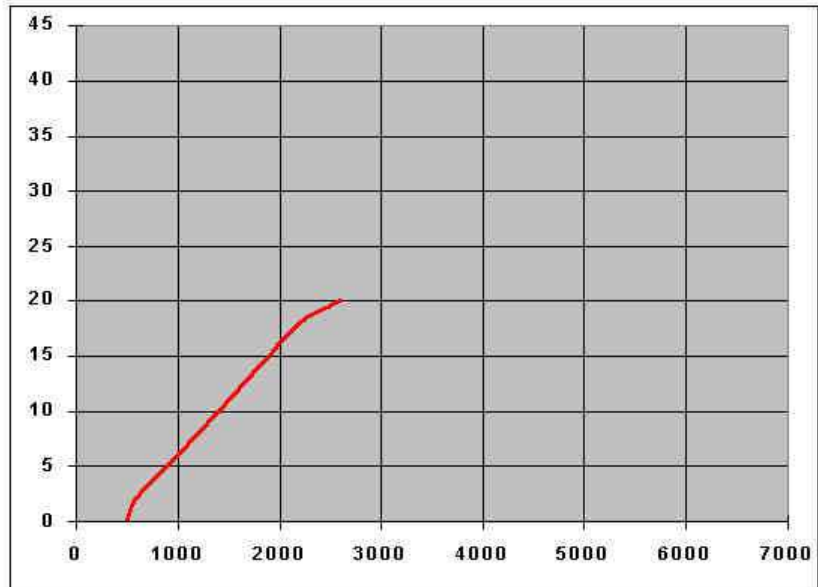
	Degrees	RPM
Dwell	60+-3	
Static	6 (suggested)	
Strobe	not given	
Centrifugal	0	400
	4	550
	8	700
	12	850
	16	1000
	18	1550
	20	2100
	22	2700
24	3250	
Max Vacuum	none	



© Copyright 1999 to 2018 I.T. Answers.  
<http://www.mot-stuff.org.uk/>

**Aldon 101BR2**

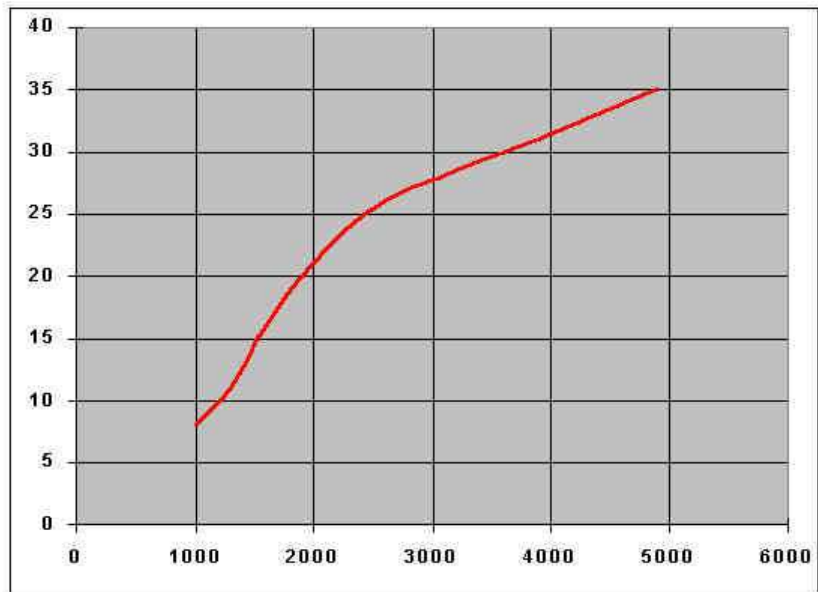
	Degrees	RPM
Dwell	Not known	
Static	Not known	
Strobe	Not known	
Centrifugal	0	500
	2	600
	6	1000
	10	1400
	14	1800
	18	2200
	20	2600
Vacuum	Not fitted	



© Copyright 1999 to 2018 I.T. Answers.  
<http://www.mot-stuff.org.uk/>

**Engine - Factory V8  
Distributor - 35D8  
41394**

	Degrees	RPM
Dwell	26-28	
Strobe	8	1000
Centrifugal	11	1200
	16	1600
	21	2000
	26	2600
	30	3600
	35	4900
Max Vacuum	16	



© Copyright 1999 to 2018 I.T. Answers.  
<http://www.mgb-stuff.org.uk/>